

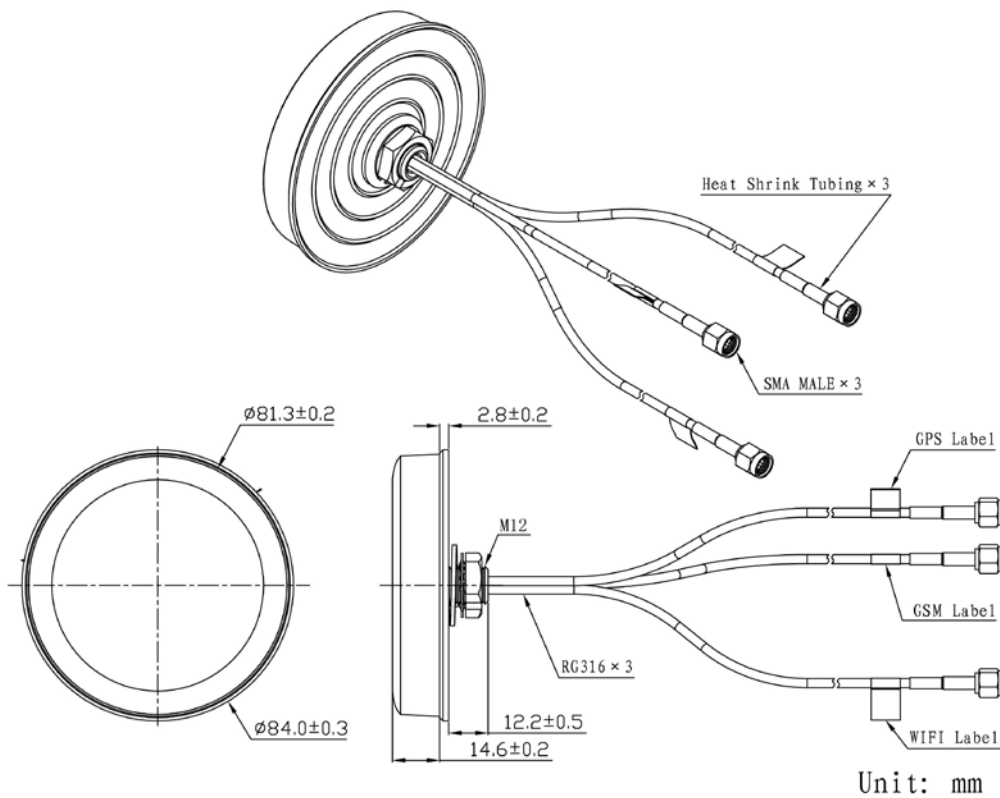


TOP Electronic Industry Co.,Ltd

GPS+GSM+WIFI Combination Antenna TOP-GGW01



DIMENSIONS





TOP Electronic Industry Co.,Ltd

SPECIFICATIONS

Item		Specifications	
GPS Antenna	Dielectric Antenna	Center Frequency	1575.42±1MHz
		Band Width	CF±5MHz
		Polarization	RHCP
		Gain	2dBic (Zenith)
		V.S.W.R	<1.5
		Impedance	50Ω
		Axial Ratio	3dB (max)
	LNA	Gain	28±2dB
		Noise Figure	<1.5
		Ex-band Attenuation	12dB@CF+50MHz/16dB@CF-50MHz
		V.S.W.R	<2.0
		Supply Voltage	2.2~5V DC
	Current Consumption	5~15mA	
GSM Antenna	Frequency Range	824~960MHz/1710~2170MHz	
	V.S.W.R	<2.0	
	Polarization	Linear	
	Gain	2.0dBi	
	Impedance	50Ω	
WIFI Antenna	Frequency Range	2400~2483.5MHz	
	Band Width	83.5MHz	
	Polarization	Linear	
	Gain	3dBi	
	V.S.W.R	<2.0	
	Impedance	50 Ω	
Mechanical	Cable	RG174	
	Connector	SMA/MCX/FAKRA or others	
	Material	ABS	
	Mounting Method	Screw	
Environmental	Operating Temperature	-40°C~+85°C	

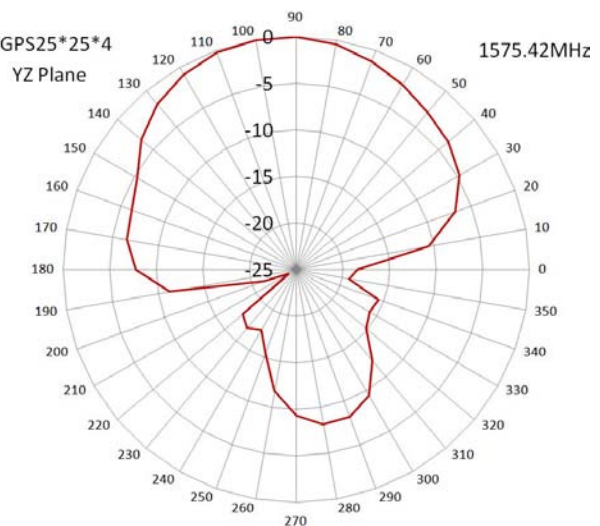
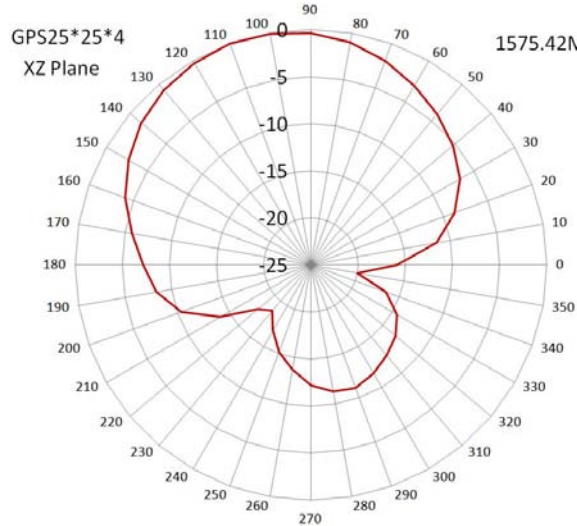
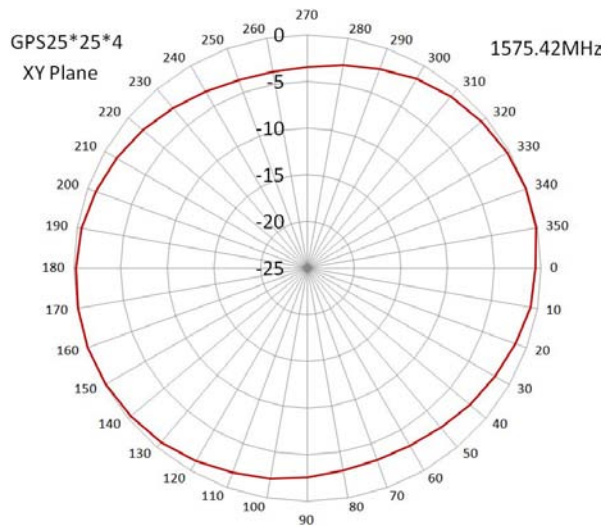


TOP Electronic Industry Co.,Ltd

	Relative Humidity	Up to 95%
	Ingress Protection	IP65~IP67 (exclude cable outlet)
	Vibration	10 to 55Hz with 1.5mm amplitude 2hours
	Environmentally Friendly	ROHS Compliant

Radiation Pattern

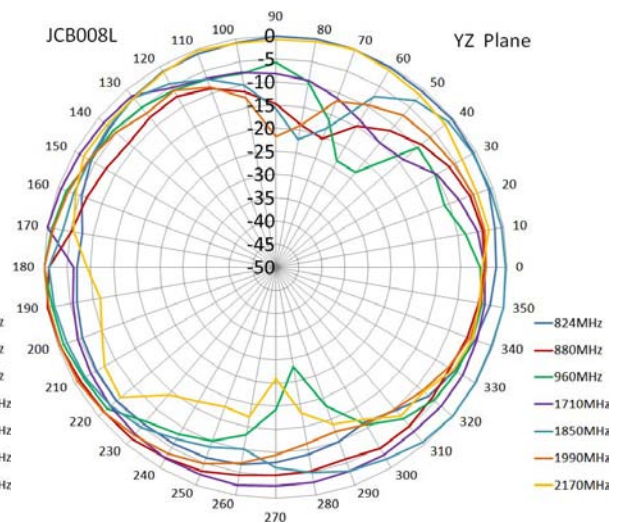
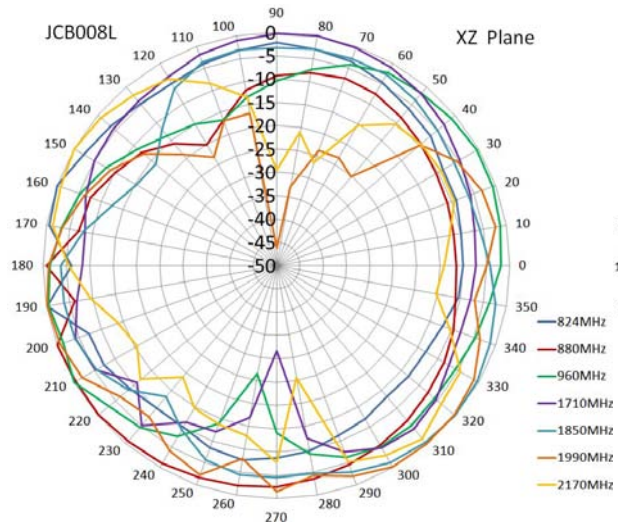
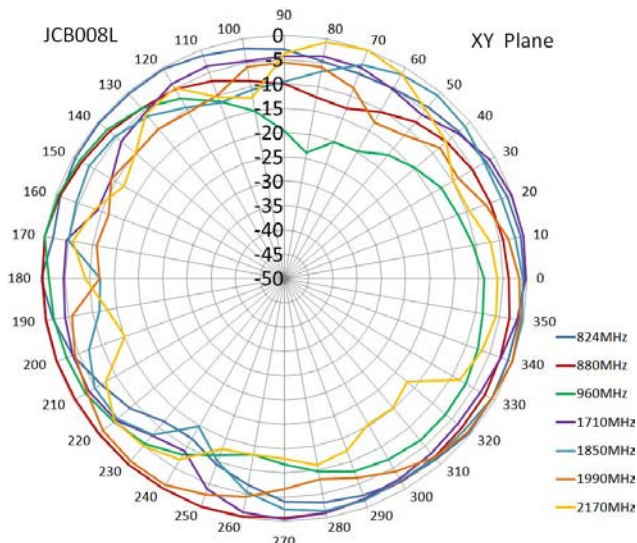
GPS Antenna



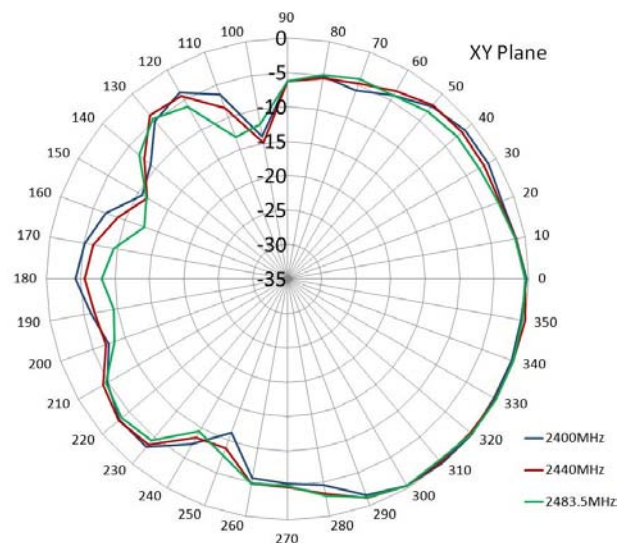


TOP Electronic Industry Co.,Ltd

GSM Antenna



WIFI Antenna





TOP Electronic Industry Co.,Ltd

